



SINCE 1997

Pneumatic Control blocks

Installation and Operation Instruction



Contact

WENZHOU LIDUN MACHINERY EQUIPMENT CO., LTD

Add.: No.10 Weiyi Road, Lantian Industrial Zone, Wenzhou, China.

Tel: 0577-86855786

Phone: +86 15058902017

Postal code: 325000

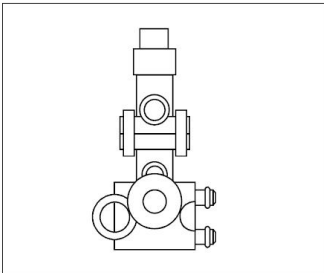
E-mail: tankerparts_lin@hotmail.com

WENZHOU LIDUN MACHINERY EQUIPMENT CO., LTD

Product Introduction

LDP-101, LDP-102 Pneumatic control block installed in the tanker to do the central control by pneumatic ,including the bottom valve, vapor recovery valve, pipe control valve, API valve, etc. It is available with remote control to cut off the valves under emergency. It can do the quick open and close by pneumatic control block to ensure the loading and unloading more reliable.

Product Feature



- ◆ Connection options Operating air supply Connection to remote trigger (e.g. level switch) Connection to consumers (e.g. bottom valve) Common trigger line.

- ◆ Control block group Pre-control block and control blocks can be easily added in sequence.

- ◆ Design of pull knob Black, green, Numbers 0-7

- ◆ It can not be opened when the air pressure is less than 0.3MPa.

- ◆ Available with automatic closed when air leaked.

- ◆ 1/4 NPT air lineholes.

- ◆ Sight glass for checking directive opening and closing.

Specifications

Air pipe size: 6mm

Working pressure: 0.3-0.6Mpa

Connection mode: Push-in

Temperature range: -20°C~50°C

Medium: Air

Material: Engineering plastic

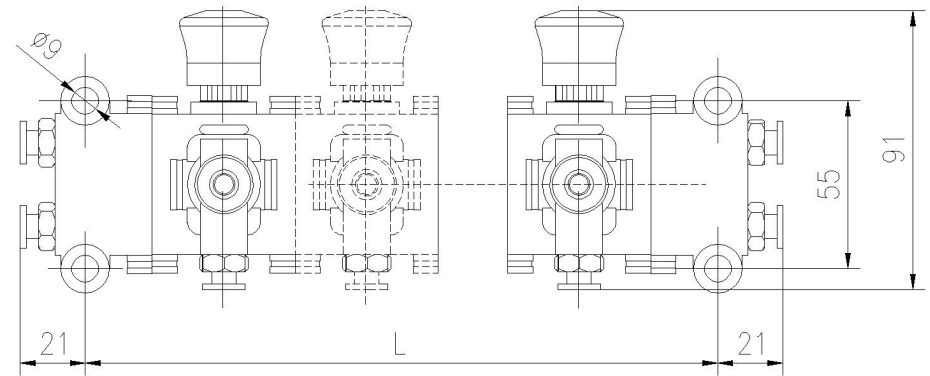
LDP-102



LDP-101

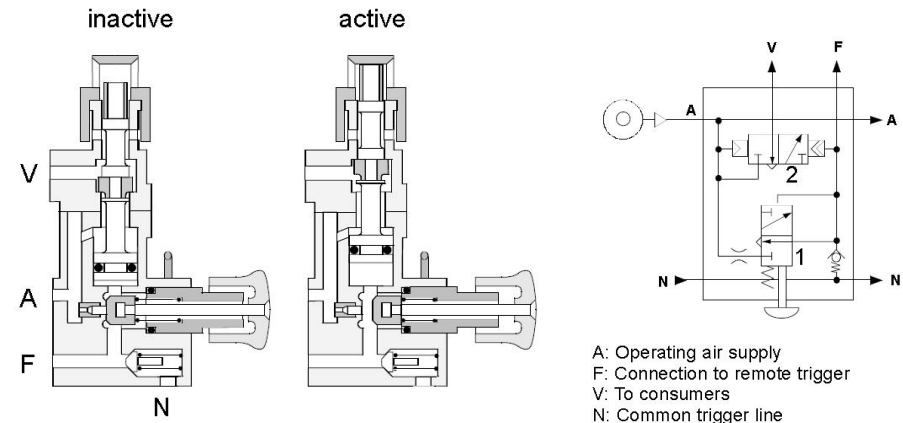


Dimensions:



Block Number	1	2	3	4	5	6	7
Dim L	138	185	232	279	326	373	420

Cross-section view / pneumatic symbol:



Control block in initial position, active pre-control block:

Connection V (consumers) vented

Connection F (remote trigger) vented

Connection N (emergency trigger) flushed with air, locks the system via the check valve, pressure can build up

Control block is opened:

Pressure slowly builds up in valve "1" via the throttle, the level switch is ready for operation

The control block goes into locking mode

Valve "2" is activated

Operating air reaches the bottom valve via valve "2"

If the pre-control block is vented, the line "N" is vented and all control blocks shut.